Catalog sheet

Cashless/coin payment machine for paid access PAD 1.3; PAD 1.3 INV

PAD series machines (hereafter PAD) release (unlock) a door or turnstile and accept coins, contactless payments or mobile (NFC) payments. Their electronics allow connection to remote support (for a fee), with extended functions such as data collection, transaction summaries, graphical outputs, information emails, error messages and more. The payment terminal type depends on the agreement between the bank and the user, so it is not included in the delivery. The user supplies the payment terminal. Prepared for the Ingenico Self 2000 payment terminal. An internet connection is required for full functionality.



PAD 1.3

PAD is used where an entrance door must be opened for a fee, e.g. unattended payment for WC access. Inserting the required amount or paying by card releases the electric lock so the door can be opened. For coin payments, the machine adds up the inserted coins (including different denominations) until the set amount for access is reached. It accepts two currencies, normally Kč and €. Currencies cannot be combined in one payment. For card payments, the contactless payment terminal debits the set amount from the payer's account.

The machine is also available as PAD 1.3 INV, additionally equipped with a Euro key for free access for persons with disabilities.



PAD 1.3 INV

PAD can be set to two operating modes:

- Without door blocking – used when the machine controls a shared entrance to sanitary facilities. The door opens whenever the required amount is inserted
- With door blocking – used when the machine controls access to 1 cubicle, where entry must be blocked while occupied.

On request, PAD can be equipped with:

- An RFID card reader with assignable RFID card functions – free/staff access, cash collection and batch closure.

Card payment terminal

The PAD operator must agree with their bank which payment terminal type it supports. The machine is prepared for Ingenico Self 2000. Banks support different types, so the exact payment terminal type must be specified

before ordering. Before commissioning, the operator must therefore clarify the conditions with their own bank. We prepare the machine for payment terminal installation according to the supplied documentation. The user supplies the terminal and delivers it to AZP's premises. AZP installs and commissions the payment terminal with the specified PAD series machine. An installation company then installs the machine at the operator's premises. Terminal operating fees depend on the individual bank's conditions and are not included in the machine delivery.

Complete delivery:

- Stainless steel cabinet
- Coin sensor for 1 - 50 Kč and 0.10 - 2 EUR
- Electronics
- Coin box,
- Preparation for a bank card payment terminal of the type specified by the operator; Ingenico SELF 2000 recommended
- INV version – Euro key lock for free access for persons with disabilities

Available variants:

- PAD 1.3 Wall-mounted payment machine for opening doors
- PAD 1.3 INV Wall-mounted payment machine for opening doors, with Euro key for free access for persons with disabilities

Technical details

- Accepted coins: 1, 2, 5, 10, 20, 50 Kč, ZT 2 tokens; 0.1, 0.2, 0.5, 1, 2 euro or other coins as requested by the customer
- Minimum credit 1 Kč or 0.1 €
- Maximum credit: 500 Kč or 25 €
- Output activation time: 1 ÷ 3600 s
- Supply voltage: 12 V, 50 Hz
- Power consumption: 5 VA, coin acceptance 13 VA, door opening 18 VA
- Voltage output load: Depending on the power supply unit used, max. 3 A.
- Recommended power supply: ZAC 1/50
- Ambient temperature: -20 ÷ 70°C – protect from rain
- Material: AISI 304 stainless steel, brushed finish.

Requirements

1. FLEXIBLE CONDUIT(S), outside diameter MAX. Ø 40 mm – positions as shown in the drawing.
2. 12 V, 50 Hz power supply cable from the power supply unit (ZAC 1/50).
   Any twin-core cable, conductor cross-section 0.5 - 1 mm^2 (e.g. CYSY 2 x 0.75)
3. Only in "door blocking" mode – connection of the door contact.
   Any twin-core cable, conductor cross-section 0.35 - 1 mm^2 (e.g. V03VH-H 2 x 0.35 rč CYH).
4. Cable between the machine and door lock (and magnetic switch, if applicable).
   Any twin-core cable, conductor cross-section 0.35 - 1 mm^2 (e.g. V03VH-H 2 x 0.35 bč CYH).
5. Electric door lock connected to 12 V (for other voltages, the customer provides the power supply).
6. Payment terminal. The customer supplies it to AZP Brno for installation.

7. Internet connection to suit local conditions (routed in the conduit with the power supply cable, or separately):

   a. **Cable internet** – standard
      The customer provides a UTP cable connection with an RJ45 connector. (conduit min. ∅ 30)

   Alternative connection:

   b. **LTE**
      AZP Brno supplies the data router with an external antenna.
      The customer provides a data SIM card with the PIN disabled.
      SIM card size – standard SIM, or smaller with an adapter.

   Provision for routing the external antenna cable – pull cord in the conduit. Antenna location within reach of the 6 m cable from the device. Self-adhesive antenna.

* For wall-mounted PAD versions (PAD 1.3; PAD 1.3 INV; PAD 2.3; PAD 2.3 INV), the external antenna can be replaced by a built-in type (cap directly on the device). No provision for cable routing is needed.

Diagram

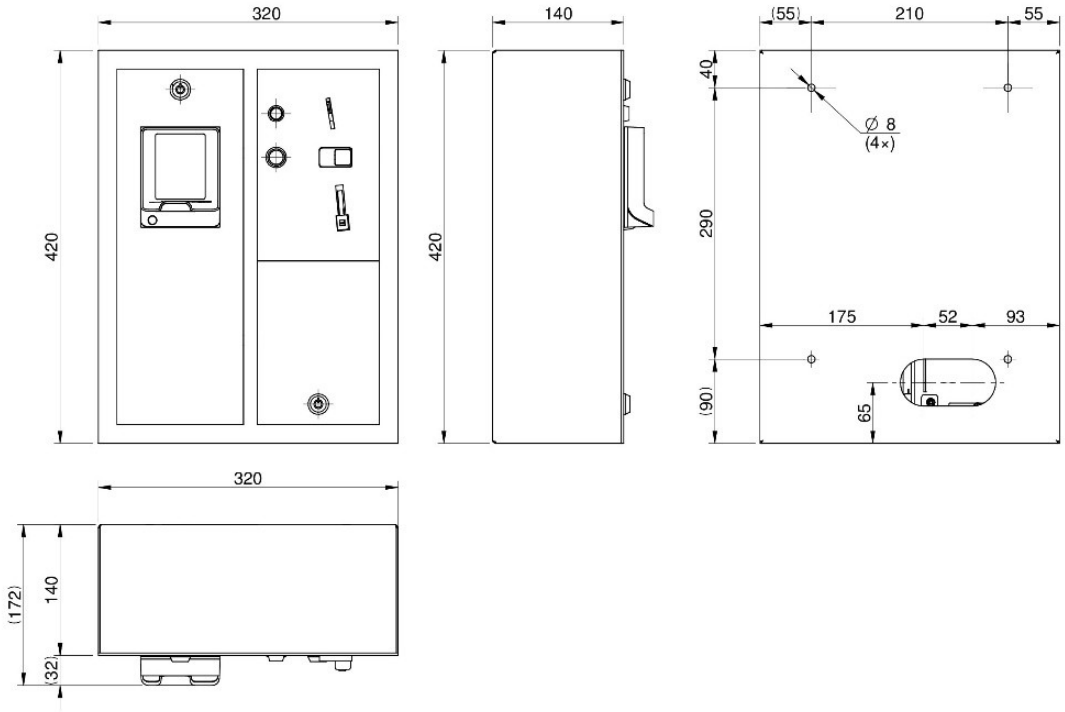

PAD 1.3

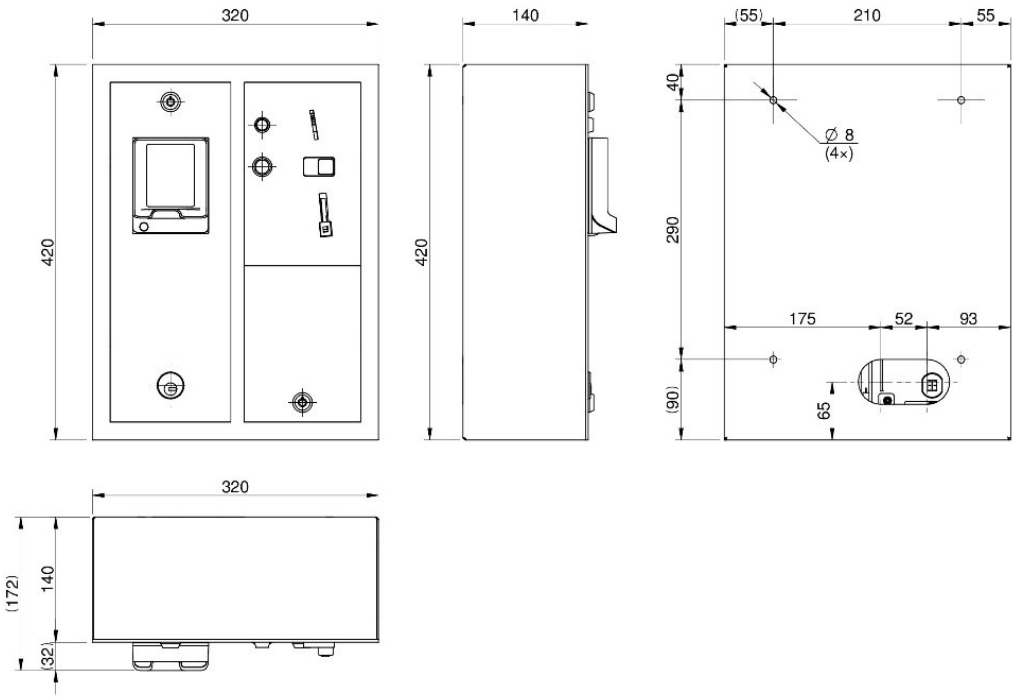

PAD 1.3 INV

Maintenance

For stainless steel care, we recommend specialised products intended for this material. Do not use mechanical cleaning. Do not clean with aggressive agents, abrasive cream cleaners or thinners. Clean the coin acceptor only with the power switched off. Clean the payment terminal according to the supplier's manual.