



Installation and operating instructions

AFO 01 – Stainless steel drinking fountain

Basic technical information

Water inlet	Pipe 1/2" inner screw
Water pressure	0,1 – 1 MPa
Outlet	d = 40 mm
Inner dimension of the fountain	D = 245 mm
Dimensions	300 x 280 x 340 mm
Weight	4 kg
Weblink	AFO.01

Description of the drinking fountain

- AFO 01 is a stainless steel drinking fountain of modern design with a manual press valve that enables its easy control. The water flows only when the valve is pressed. The water inlet is fitted with a flexible hose and ended by a corner valve. The siphon is made from a stretchy, flexible connector.
- The flexible finish of the water inlet and outlet enables the variable connection of the fountain. The height of the drinking fountain set up is to be chosen according to the place of use – e.g. schools.

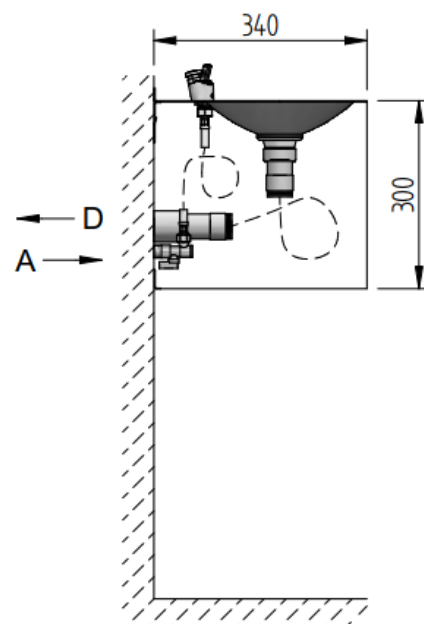
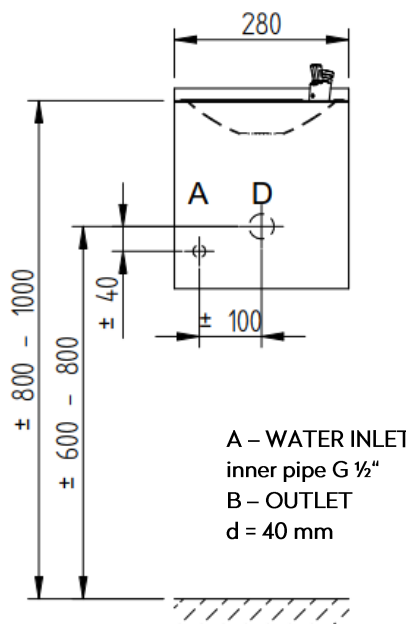
Installation

Requirements for setting up the construction

- Set-up water inlet, pipe 1/2" as per picture
- Set-up outlet – for a flexible connector d = 40 mm
- With regard to the flexible water inlet and outlet hoses, connection heights in the picture are only recommended. Both water inlet and outlet can be placed where needed, within the limits of the flexible connections of the fountain.

Assembly of the drinking fountain

- Set-up the fixing frame by means of spins and joggles onto a wall and hang the fountain on it.
- Connect the hose with corner vale to the water inlet – pipe 1/2" inner screw
- Connect the flexible outlet hose to the outlet
- By means of spins set up the lower part of the drinking fountain to prepared joggles



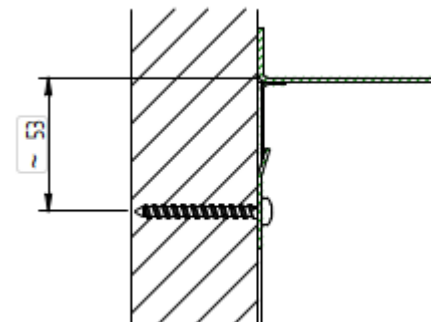


5. There is a screw in the lower part of the outlet nozzle – set-up the water flow with this screw, so that stream of outgoing water aims into the middle of the fountain.

Scheme of hanging

Note

- When located outdoor it is necessary to empty all the remaining water from the fountain (also from the valve – must be blow dry with pressure air) before the winter time, or it is recommended to dismount the fountain and store it in the area with temperatures above 0°C. . When water freezes in the press valve, it will be irreparably damaged.



Delivery parts

- stainless drinking fountain with integrated bowl
- suspension bar
- anchoring material

Maintenance and cleaning

- The device was made from the stainless steel of quality corresponding with ČSN 17 240 (AISI 304) standard and, therefore, it must not be operated in chemically-aggressive environment and
- **Preparations containing chlorine must not be used for its cleaning!!**
- Cleaning agents by WÜRTH are recommended:
 - Metal renewal agent - Order No. 893 121 1
 - Stainless steel spray treatment - Order No. 0893 121 – K.
- **A filter** (sieve of 100 µm) must be used in water inlet to remove mechanical dirt off water! By this way push valve reliability be increased.
- **Latter claims because of internal mechanism damaging will not be accepted!**